





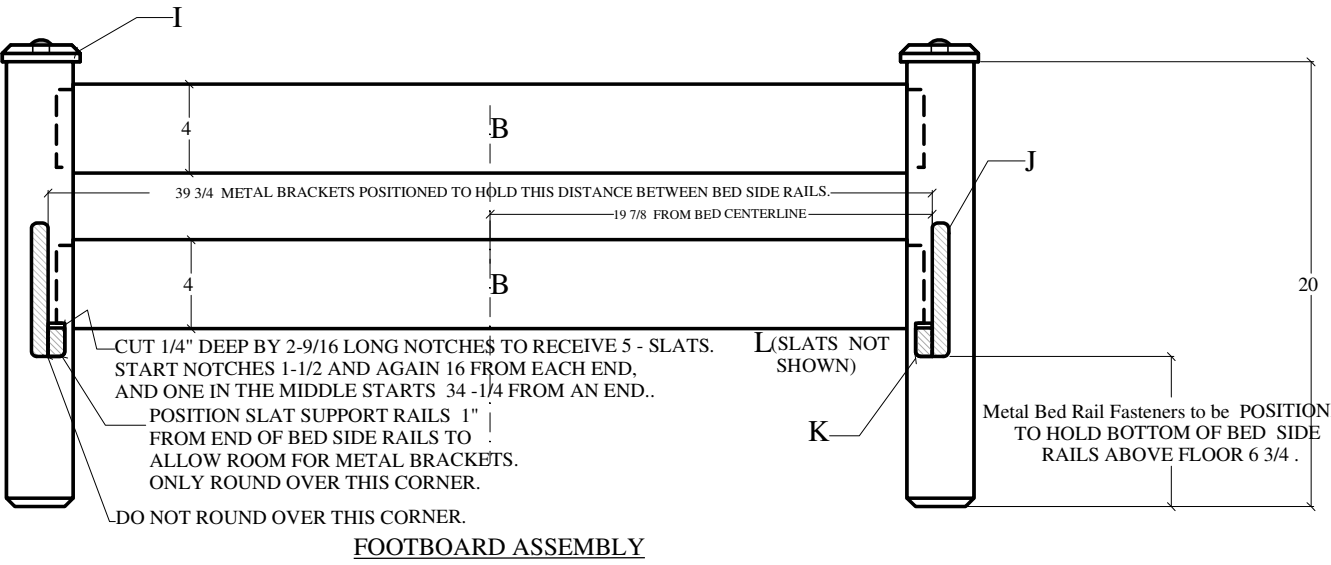


ALTERNATIVE BED POST CROSS-SECTIONS: DIMENSIONS GIVEN BELOW ARE TARGETS, HOWEVER 3 X 3 FINISHED POST CROSS-SECTION CAN BE ACHIEVED BY MAKING ALLOWANCES ON SELECTIVE DIMENSIONS FOR FINISH PLANING.

-  Option C - Two piece: 1-1/2 x 3 oak
-  Option D - Three pieces: 1-1/2 x 3 sandwiched between two 3/4 x 3 oak
-  Option E - Four pieces: 3/4 x 3 sandwiched together. oak
-  Option F - Four piece: 1-1/2 x 1-1/2 oak
-  Option G - Five piece: 1-1/2 x 1-1/2 pine core, wrapped with four 3/4 x 2-1/4 oak.
-  Option H - Five piece: 1-1/2 x 1-1/2 pine core, wrapped with two 3/4 x 1-1/2 oak. & two 3/4 x 3 oak.

METAL BED RAIL FASTENERS are from Lee Valley at the following Website: <http://www.leevalley.com/us/hardware/page.aspx?p=65560&cat=3,40842,41269&ap=1>  
 Bed Rail Fasteners, 4 pairs: Item # 00S17.20  
 1/17/2012 pricing: 1 - set of 4 \$6.80, 10 - sets \$5.80 each + Shipping



FINISH: APPLY TWO COATS.  
 Preferred Spray option & finishes: 1st Coat:: Zinsser Bulls Eye, Seal Coat, Universal Sanding Sealer.

2nd Coat\*\*: Zinsser Bulls Eye, Ultimate Polyurethane, Gloss.  
 \*\* Polyurethane does not flow out well if temperature is below 60 F.

One option is to spray on two coats of Zinsser Bulls Eye, Seal Coat, Universal Sanding Sealer.

A second option is to bring bed parts into heated space and wipe on the first and second coats of preferred finishes..

**DRAWING FOR 2012 SIMPLIFIED BED**

HGM 1/17/2012