

CHIPPENDALE MIRROR

WITH CARVED & GILTED SCALLOP SHELL


Created By R. E. (Gene) Earnest

The Chippendale mirror is constructed of mahogany over a poplar frame. The scallop shell was carved from Butternut & gold gilded. The scroll sawn top & bottom was constructed of 1/4" Baltic birch and veneered with crotch Mahogany.


The finish is two wash coats of orange shellac & five coats of McCloskey Heirloom varnish & then hand rubbed with pumice & rottenstone.



In this slide show, Gene takes you step by step through the mirror construction process.



Poplar base frame



Mitered spline at frame corners



Tapering the molding on the jointer.




Shaper cutter used to form small edge beading.




Using scraper to shape molding.



Finished Mahogany molding.



Frame corners cut & ready to accept corner blocks.



Corner blocks with grain running at 45 degrees.



Corner block band sawn to shape.



Carving corner block.






Carving small bead on corner block.



Gluing 1/8" Mahogany trim to cover frame sides.



Pattern on top of veneered hood.



Top hood scroll sawn



Plywood edge being painted black



Holes being drilled in hood to fasten scallop shell.



Hood ready to affix to frame after staining



Support blocks being glued to frame & hood.



Carving scallop shell.





Carving veins in scallop shell wings.



Completed scallop shell carving.



Gold leafing scallop shell.



Back of mirror showing brass pivot tabs



Completed mirror.

END